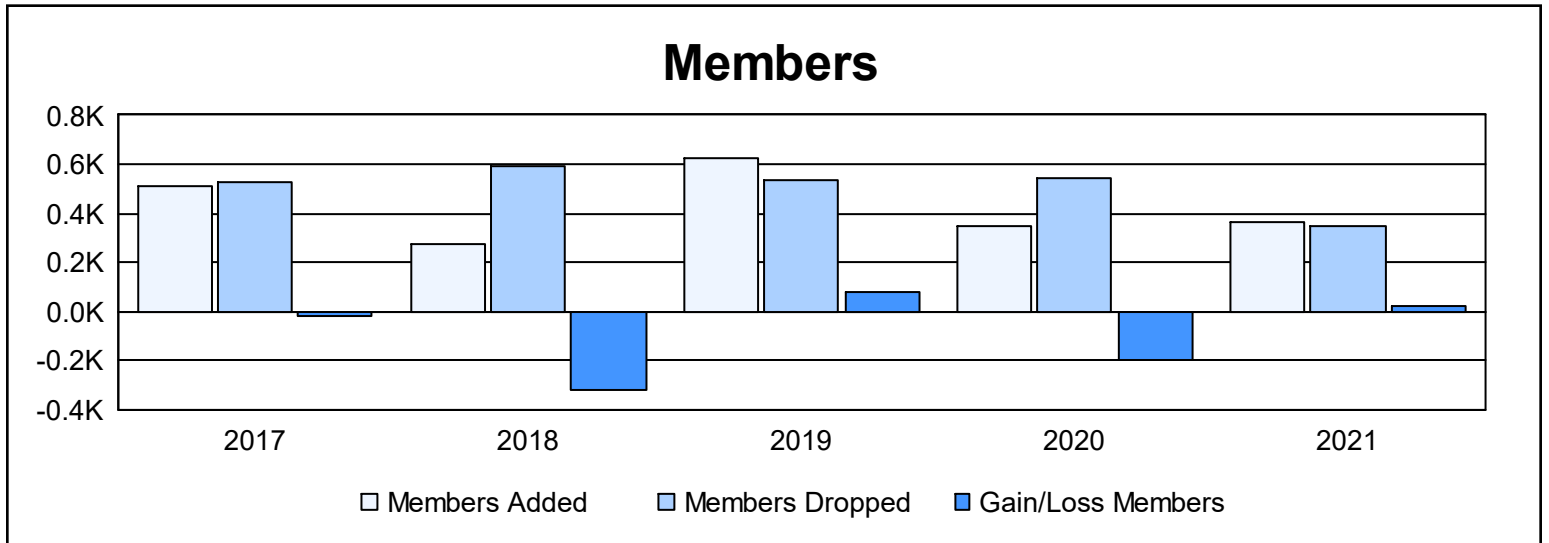
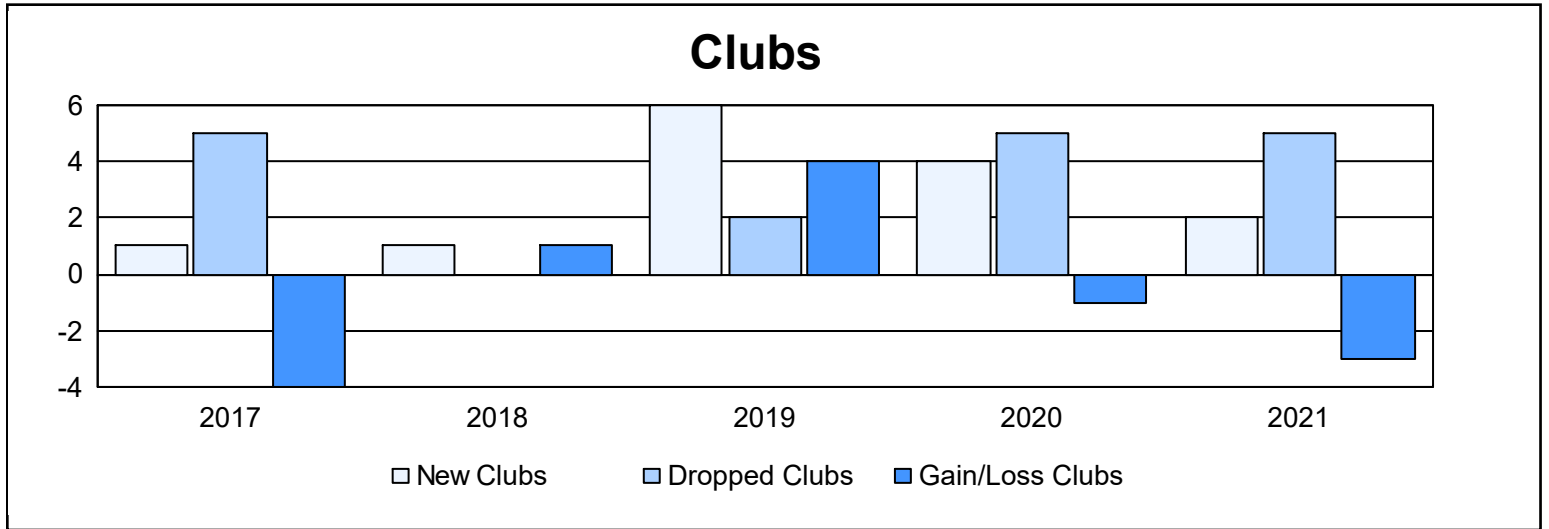
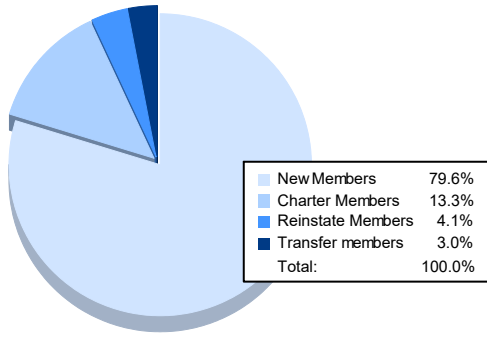


| Year           | New Clubs | Dropped Clubs | Gain/ Loss Clubs | New Members | Charter Members | Reinstate Members | Transfer Members | Total Member Added | Total Members Dropped | Gain/ Loss Members |
|----------------|-----------|---------------|------------------|-------------|-----------------|-------------------|------------------|--------------------|-----------------------|--------------------|
| 2016-2017      | 1         | 5             | -4               | 434         | 33              | 40                | 4                | 511                | 526                   | -15                |
| 2017-2018      | 1         | 0             | 1                | 212         | 39              | 15                | 9                | 275                | 593                   | -318               |
| 2018-2019      | 6         | 2             | 4                | 422         | 155             | 33                | 11               | 621                | 538                   | 83                 |
| 2019-2020      | 4         | 5             | -1               | 257         | 72              | 8                 | 9                | 346                | 542                   | -196               |
| 2020-2021      | 2         | 5             | -3               | 293         | 49              | 15                | 11               | 368                | 350                   | 18                 |
| <b>Average</b> | <b>3</b>  | <b>3</b>      | <b>-1</b>        | <b>324</b>  | <b>70</b>       | <b>22</b>         | <b>9</b>         | <b>424</b>         | <b>510</b>            | <b>-86</b>         |



### Membership Composition June 2021 Cumulative



### Gender Composition June 2021 Cumulative

